

Week 8: Defending - Preventing Scoring Chances from Wide Areas (7v7)

OBJECTIVE: Prevent scoring chances from wide areas

TEAM TACTICAL PRINCIPLES:


KEY QUALITIES:

Amy Feigl

AGE: U9 / U10 / 12 players

TEAM FUNCTION:

DURATION: 60 min



1st Play Phase: Intentional Free Play (7v7)

OBJECTIVE: Dribbling, Running with ball, Passing, Receiving, 1v1 Attacking and Defending

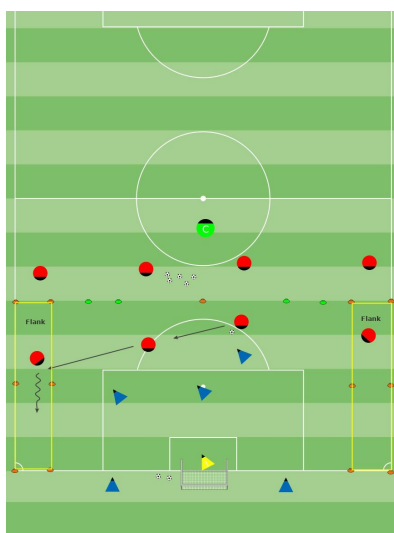
ORGANIZATION: Set up two small grid and let the kids play 4v4, each shooting on a goal or using coned goals. As players arrive, play 1v1-2v2-3v3, etc.

KEY WORDS: Go over your coaching topic here with key phrases and words depending on your session.

GUIDED QUESTIONS:

ANSWERS:

NOTES:



Practice (Core Activity): Defending - Preventing Scoring Chances in Wide Areas (9v9)

OBJECTIVE: Prevent scoring chances in wide areas

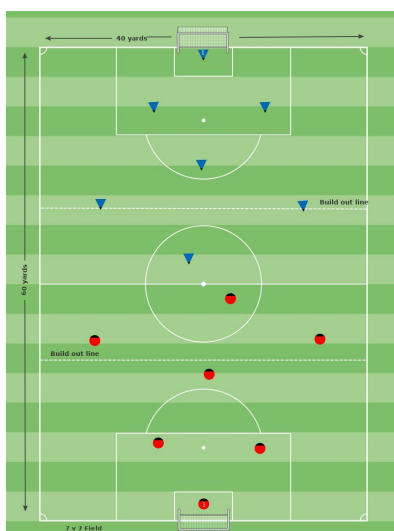
ORGANIZATION: Set up a short but wide grid - as wide as the field. Play with three Blue defenders (plus a keeper) and four Red attackers. Two of the attackers are in the Flanks (one in each side) that have to stay in the flank during the activity. Red has to get a pass out wide to one of the players in the Flank before they can attempt to score.

KEY WORDS: Practice (Less Challenging): take out one Red attacker and play 3v3 and stipulate a touch rule for the attacking team Practice (More Challenging): add in one Red attacker to play 5v3

GUIDED QUESTIONS:

ANSWERS:

NOTES:



2nd Play Phase: The Game (7v7)

OBJECTIVE: Possession, Dribbling, Running with ball, Passing, Receiving, Attacking, Defending, Turning, Switching play

ORGANIZATION: Play 7v7 if numbers permit on a normal sized 7v7 field. If they don't try to graft in another team to scrimmage against or just drop numbers to 5v5 or 6v6 and reduce size of field.

KEY WORDS: Let them play! Minimal "freeze" moments and plenty of reinforcing key phrases for the day's theme.

GUIDED QUESTIONS:

ANSWERS:

NOTES:

Week 8: Defending - Preventing Scoring Chances from Wide Areas (7v7)

OBJECTIVE: Prevent scoring chances from wide areas

TEAM TACTICAL PRINCIPLES:

KEY QUALITIES:

Amy Feigl

AGE: U9 / U10 / 12 players

TEAM FUNCTION:

DURATION: 60 min

Five Elements of a Training Activity

1. **Organized:** Is the activity organized in the right way?
2. **Game-like:** Is the activity game-like?
3. **Repetition:** Is there repetition, when looking at the overall goal of the session?
4. **Challenging:** Are the players being challenged? (Is there the right balance between being successful and unsuccessful?)
5. **Coaching:** Is there effective coaching, based on the age and level of the player?

Training Session Self-Reflection Questions

1. How did you do in achieving the goals of the training session?
2. What did you do well?
3. What could you do better?